

# 2012-17 Results Snapshot




## Building a Cradle-to-College-and-Career Pathway

### High School to College Transition

City of Promise students beat the national rate of college attendance for low income families by about 10%.

62% of City of Promise high school graduates have enrolled in college during the past four years. While 66% of high school graduates go on to college each year in the US, among low-income families only 52% do.

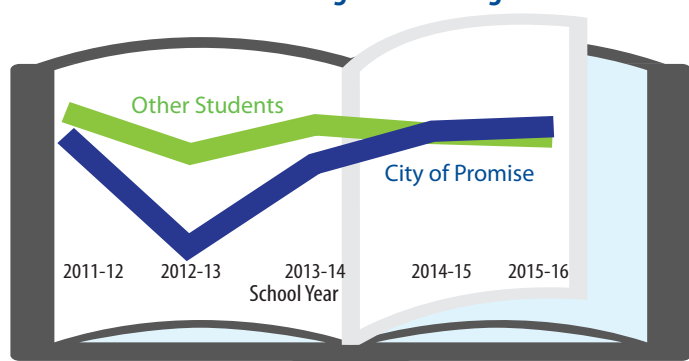


### Closing the Achievement Gap

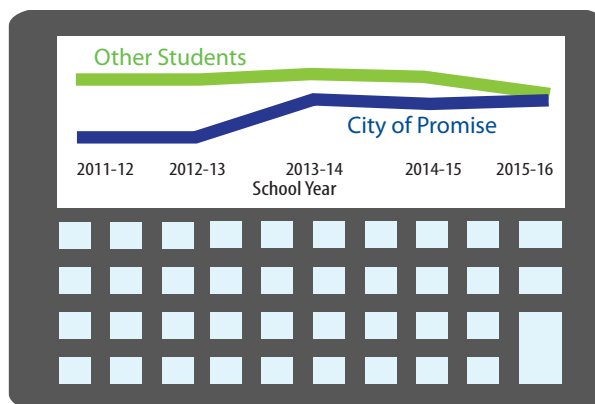
City of Promise Middle School students matched their peers and even excelled on SOL test scores.

City of Promise Middle School students have been steadily closing – and then closed – the achievement gap based on Standards of Learning Tests in math and reading.

Percent of Students Passing the Reading SOL



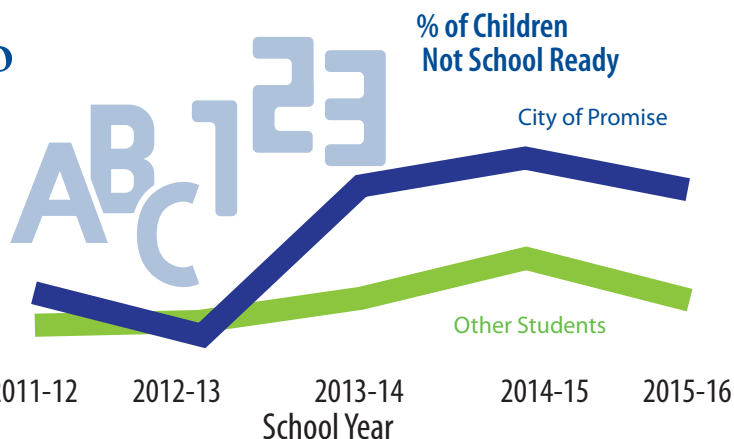
Percent of Students Passing the Math SOL



### Ages 0 to 5—Still Work To Do

City of Promise kids are less prepared to enter school.

City of Promise children are not as ready for Kindergarten or 1st Grade as their peers. Even after attending PreK, City of Promise students fail to meet literacy benchmarks more often than their peers. We are working to understand and address what is keeping some of our youngest City of Promise students from school readiness.



# The Neighborhood is Changing

People are happier and more comfortable telling City of Promise about their lives, and their lives have improved.

## 2012



Answers to the question:  
"What do you like *best* about the neighborhood?"

## 2016



In both 2012 and 2016, neighbors were asked about what it was like to live in the City of Promise and about neighbor relations. Compared to 2012, neighbors expressed in 2016 being less unhappy and having a more realistic (less extreme and rosy) picture of their lives. These word clouds express what people reported liking most about their neighborhood in 2012 and 2016. (The size of the word corresponds to frequency of mention.)

"The neighborhood has fundamentally changed," one participant said. She confirmed what the data show: people have more resources, there is more self-sufficiency and more parents working, neighbors are engaged and they are passing information from house to house. Parents are meeting up at the bus stops in the morning and afternoons. She said that the neighborhood feels a lot safer. People are asking to come to the Community Center. There are less drugs, fewer "wanna be" gang members; gunfire is rare, and there are no more duffle bags full of guns. Neighbors are looking out for each other and each other's children; kids are playing in the street again and helping in the neighborhood gardens. Refugee families do not seem to be scared anymore; they are walking around the neighborhood with their children, and they are happy and socializing.

City of Promise is a data-driven, neighborhood-based, community-supported initiative to increase academic achievement and empowerment in Charlottesville's 10th & Page/Westhaven and Starr Hill neighborhoods. We use data to find out where the needs are, to develop our responses to those needs, to improve what we do, and to show the impact of our work. In 2012 and 2016, City of Promise conducted intensive interviews and surveys in the neighborhood. The report highlighted here uses the interview and survey data, along with academic, demographic and community data collected since the initiative began to tell the story of City of Promise's first five years. The results – in terms of academic achievement, graduation rates, and quality of life— are impressive, and the identified challenges point to future priorities.

City of Promise and its partners are committed to ensuring that all children, no matter where they live or how much money their family possesses, have a chance to reach their promise. Please join us in fulfilling that commitment in the years ahead.



City of Promise  
1000 E. High Street  
Charlottesville, VA 22903  
P 434.295.9525  
F 434.295.2638  
info@cityofpromise.org  
www.cityofpromise.org